

FLIP-UP CLIP-ON SIZE GUIDE

Overlay your glasses to get the pair that fits

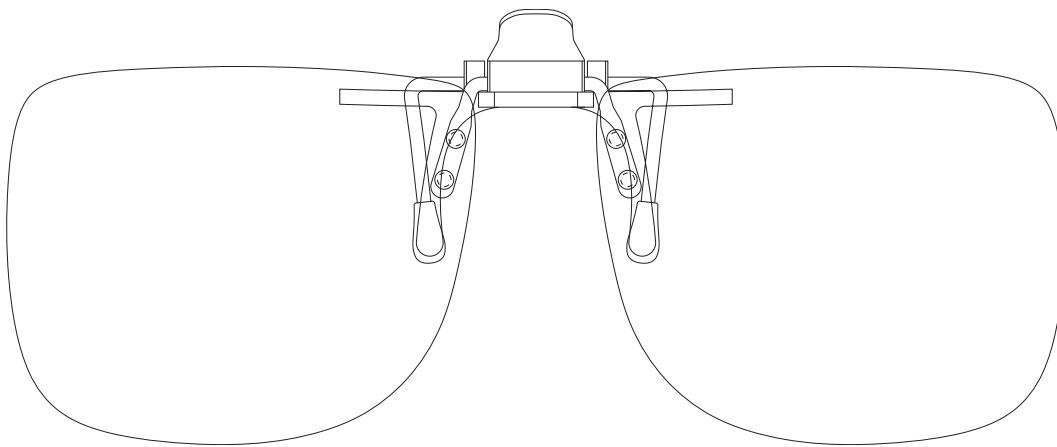


Flip-up Clip-Ons are designed to attach over your prescription glasses. Follow the instructions to find the best style to fit.

For all styles the Flip up attachment is in black.

1. Print the size guide. Make sure to print on A4 paper and turn off any "fit to page" options on your print set-up.
2. Hold your glasses to the printed size guide, following the instructions for alignment.
3. If your prescription lenses are covered by the lenses shown on the size guide, then the style selected should fit your glasses, if not – try another style.
4. Still not sure? Order a few and return the ones you don't want for your no-quibble, no-delay refund.

For the best Flip-up Clip-On fit, align the bridge of your glasses with the bridge of the guides below.



Flip 1010A

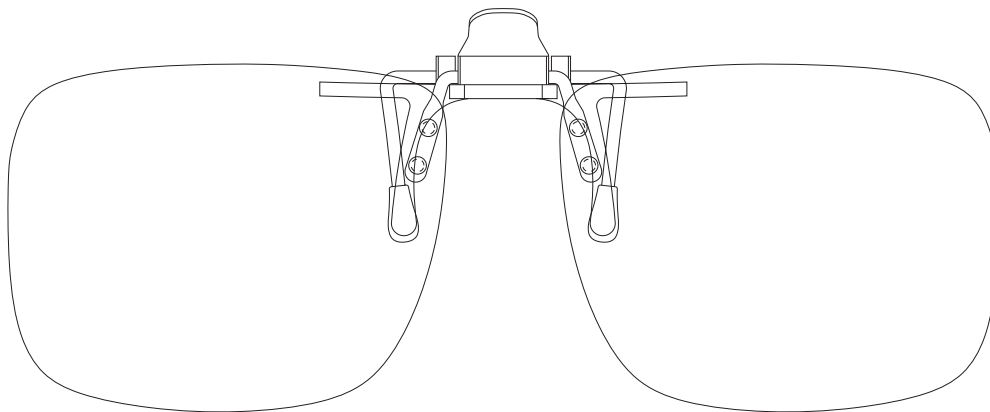
Lens: Dark Green

Flip 1010C

Lens: Copper

Flip 1010J

Lens: Yellow

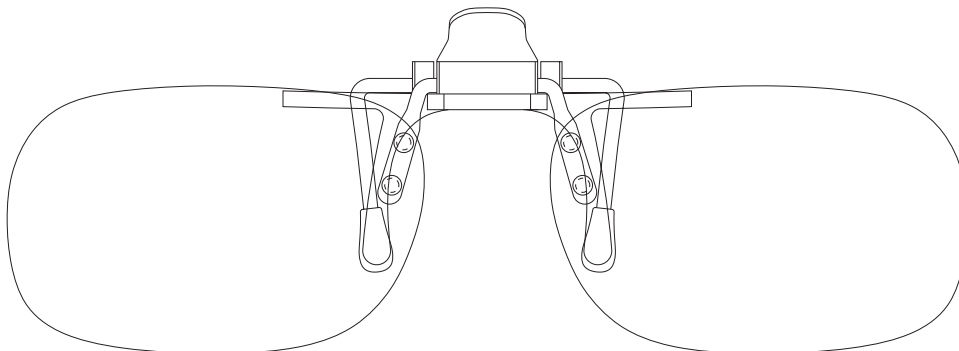


Flip 1011A

Lens: Dark Green

Flip 1011C

Lens: Copper



Flip 1013A

Lens: Dark Green

Flip 1013B

Lens: Copper